







LIST OF Refrigerant Pipes:-

8	Ø1" LIQUID REFREGERANT
9	Ø1" GAS REFREGERANT

<p>Date: 2/04/2018</p> <p>Drawing Scale: 1/100</p> <p>Drawing No. M20</p>	<p><b>PALESTINE POLYTECHNIC UNIVERSITY</b></p> <p>College of Engineering</p> <p>Department of Mechanical Engineering</p> <p>H.V.A.C. Engineering</p>		<p>Designed AND DRAWN By: Mutaz Dweik</p> <p>Supervisor: Dr. KAZEM OSAILY</p>	<p>Project Name: Mechanical Systems for Headquarters Charities building in Hebron</p>	<p>Drawing Title: SECOND FLOOR HVAC SYSTEM LAYOUT</p>	<p><b>Notes:</b></p> <p>All dimensions are in MM Unless otherwise shown. All spot levels are in meters.</p> <p> Hollow blockwork.</p> <p> Reinforced concrete column/wall.</p> <p> Plain concrete walls.</p>	<p> 955.00m SL +0.00m</p> <p></p>
---	--	--	---	---	---	---	---